



# Explora

JOURNEYS

Für Explora Journeys gibt es Experten: uns!



[www.explora-kreuzfahrten.eu](http://www.explora-kreuzfahrten.eu)

SHIP GUIDE

## EXPLORA III





# CONTENTS

Page 4

**HIGHLIGHTS**

Page 5

**SHIP OVERVIEW**

Page 6

**SUITE DECK PLANS**

Page 7

**GUEST SUITES OVERVIEW**

Page 8

**YOUR HOME AT SEA**

Page 23

**INCLUSIVE EXPERIENCES**

Page 24

**PUBLIC SPACES DECK PLANS**

Page 25

**DINING**

Page 26

**LOUNGING**

Page 27

**CURATED SHOPPING EXPERIENCES**

Page 28

**OCEAN WELLNESS**

Page 30

**OTHER SERVICES**

# OUR SHIPS

*an ultra-elegant fleet of six exceptional ships*

Discover unparalleled comfort and space on board our floating hotels. Explora Journeys invites you to discover a new standard of refined travel, where the ocean becomes the world's most exclusive address and every Journey goes beyond traditional luxury.



---

## EXPLORA I

2023

---

## EXPLORA II

2024

---

## EXPLORA III

2026

---

## EXPLORA IV

2027

---

## EXPLORA V

2027

---

## EXPLORA VI

2028

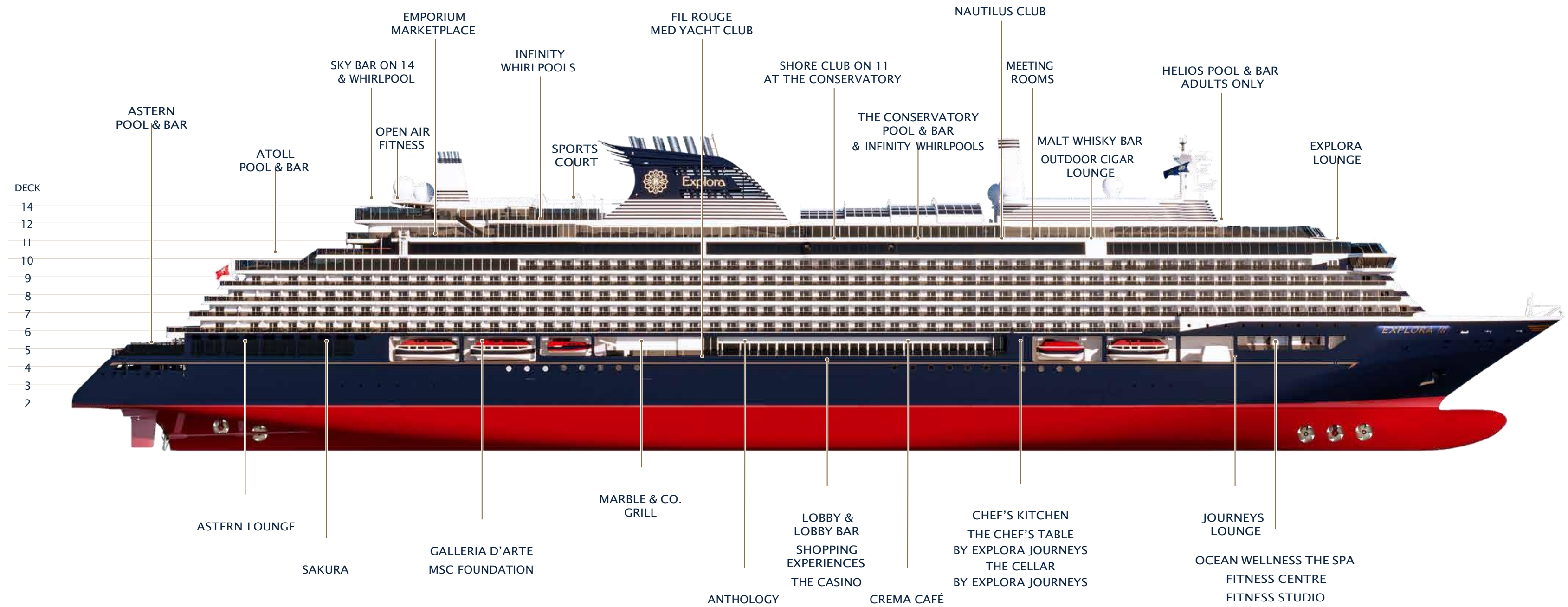
---



# HIGHLIGHTS

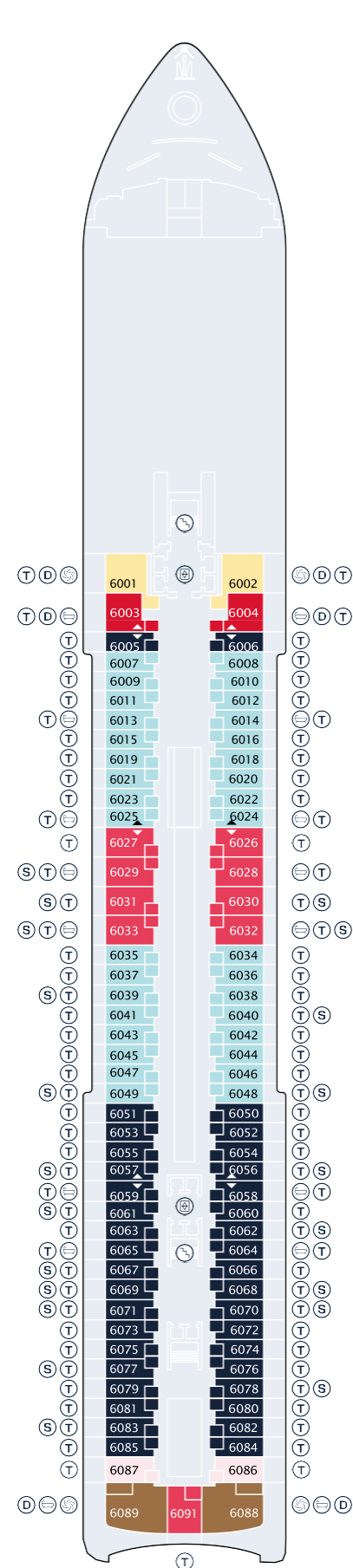
GROSS TONNAGE	72,810 GT
LENGTH	268 m ~ 879 ft
BEAM	33 m ~ 108 ft
HEIGHT ABOVE WATERLINE	56.3 m ~ 185 ft
SPEED (MAX)	16.5 knots (20 knots)
VOLTAGE (IN SUITES)	110/220 volts
DECKS	14
TOTAL PUBLIC SPACE	~ 17,570 sqm / ~ 189,122 sq ft
TOTAL PUBLIC SPACE PER GUEST	~ 19.5 sqm / ~ 210 sq ft
TOTAL OUTDOOR PUBLIC SPACE	~ 6,830 sqm / ~ 73,518 sq ft
TOTAL OUTDOOR PUBLIC SPACE PER GUEST	~ 7.6 sqm / ~ 81.8 sq ft
NUMBER OF SUITES	463, incl. 11 suites with accessibility features
CATEGORY-LEADING GUEST PER HOST RATIO	1.25 : 1
POOLS	<ul style="list-style-type: none"> <li>- Three heated outdoor pools, including one adults-only</li> <li>- Five indoor and outdoor heated whirlpools</li> <li>- One heated, weather-protected indoor pool with retractable glass roof</li> <li>- One indoor hydrotherapy pool at Ocean Wellness - The Spa</li> </ul>

# EXPLORA III SHIP OVERVIEW

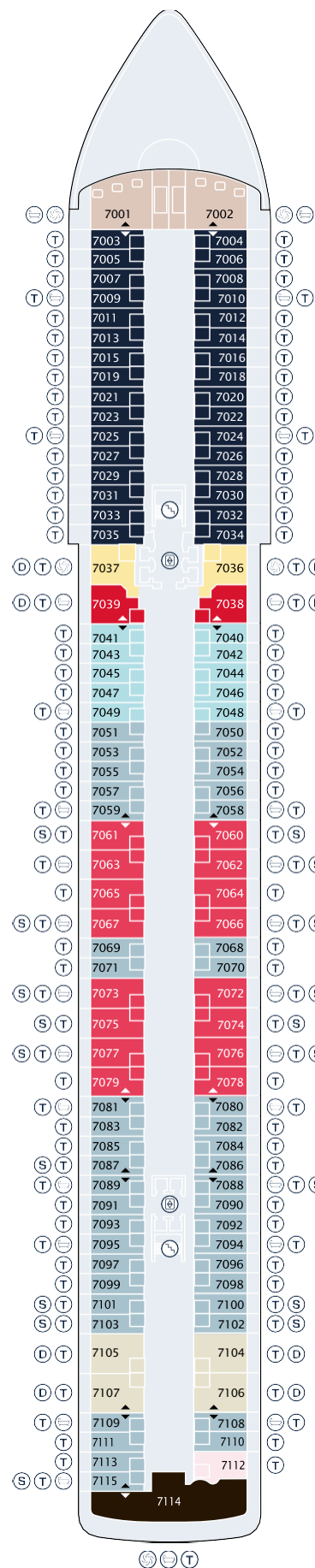


DECK	DECK	DECK	DECK	DECK	DECK	DECK
4	4	5	5	10	11	12
Fil Rouge	Destination Experiences	Sakura	Chef's Kitchen	Atoll Pool & Bar	Malt Whisky Bar	Infinity whirlpools
4	4	5	5	11	11	14
Med Yacht Club	Future Journeys	Marble & Co. Grill	The Chef's Table by Explora Journeys	Emporium Marketplace	Outdoor Cigar Lounge	Sky Bar on 14
4	4	5	5	11	11	14
Shopping Experiences	The Casino	Galleria d'Arte	The Cellar by Explora Journeys	The Conservatory Pool & Bar	Meeting Rooms	Whirlpool
4	4	5	5	11	11	14
Lobby	Journeys Lounge	MSC Foundation	Ocean Wellness – The Spa	Shore Club on 11 at The Conservatory	Nautilus Club	Ocean Wellness – Open Air Fitness
4	5	5	5	11	12	14
Lobby Bar	Astern Pool & Bar	Anthology	Ocean Wellness – Fitness Centre	Infinity indoor heated whirlpools	Helios Pool & Bar – adults only	Sports Court
4	5	5	5	11	12	
Guest Services	Astern Lounge	Crema Café	Ocean Wellness – Fitness Studio	Explora Lounge	Running track	

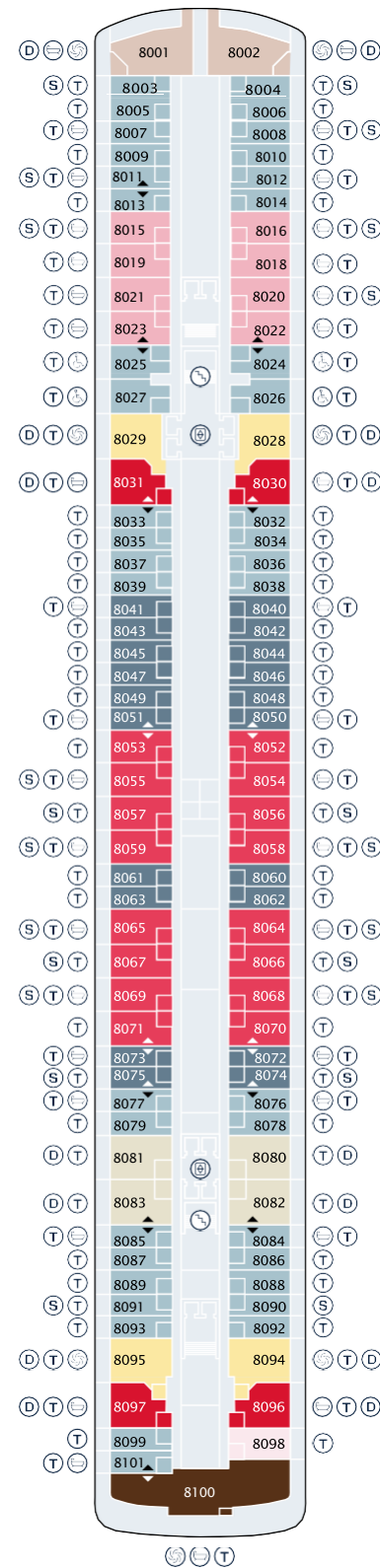
# EXPLORA III SUITE DECK PLANS



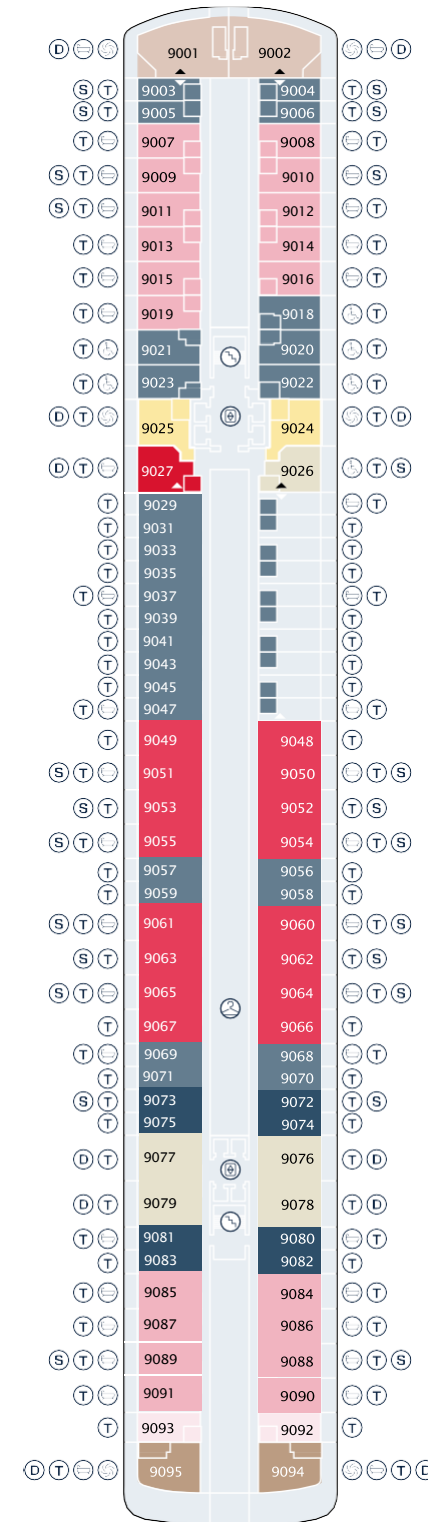
DECK 6



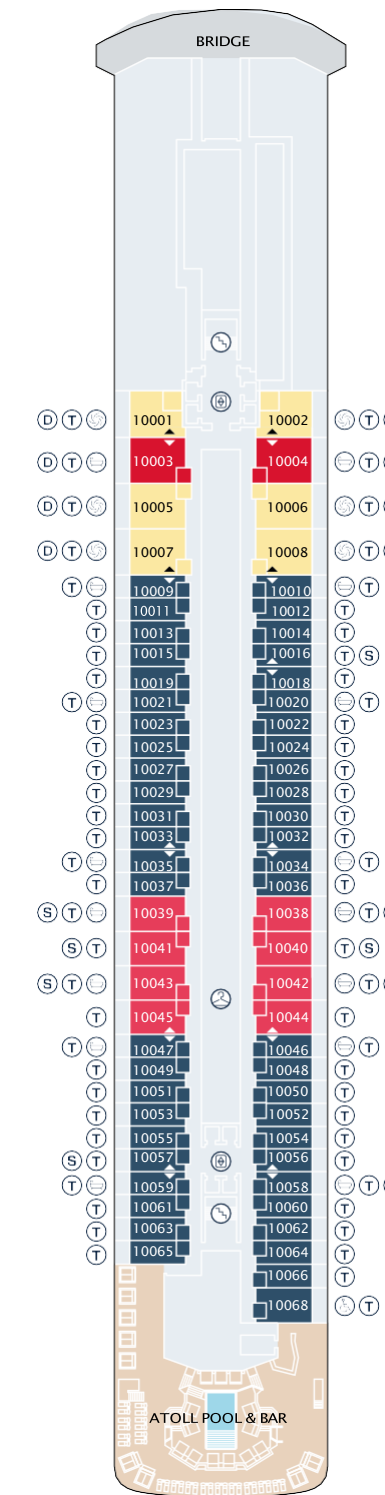
DECK 7



DECK 8



DECK 9



DECK 10

- OR2 OWNER'S RESIDENCE BY PATRICIA URQUIOLA
- OR1 OWNER'S RESIDENCE
- CR COCOON RESIDENCE
- SR SERENITY RESIDENCE
- RR RETREAT RESIDENCE
- CO1 COVE RESIDENCE
- COJ COVE RESIDENCE WITH WHIRLPOOL
- GP GRAND PENTHOUSE
- PP PREMIER PENTHOUSE
- DP DELUXE PENTHOUSE
- PH PENTHOUSE
- GT OCEAN GRAND TERRACE SUITE
- OT4 OCEAN TERRACE SUITE
- OT3 OCEAN TERRACE SUITE
- OT2 OCEAN TERRACE SUITE
- OT1 OCEAN TERRACE SUITE
- ⊙ PRIVATE WHIRLPOOL
- T TWIN BEDS
- S SINGLE SOFA BED
- D DOUBLE SOFA BED
- 🧺 GUEST LAUNDRY
- ♿ ACCESSIBLE SUITES
- 🚿 BATH
- 🚪 LIFT
- CONNECTING SUITES



COVE RESIDENCE

## GUEST SUITES OVERVIEW

SUITE NAME	DECK	TOTAL SUITE AREA SQM (~ SQ FT)	SUITE AREA SQM (~ SQ FT)	TERRACE AREA SQM (~ SQ FT)	QUANTITY
<b>OR2</b> OWNER'S RESIDENCE BY PATRICIA URQUIOLA	7	280 (3,014)	155 (1,668)	125 (1,345)	1
<b>OR1</b> OWNER'S RESIDENCE	8	280 (3,014)	155 (1,668)	125 (1,345)	1
<b>CR</b> COCOON RESIDENCE	6	149 (1,604)	74 (797)	75 (807)	2
<b>SR</b> SERENITY RESIDENCE	9	126 (1,356)	60 (646)	66 (710)	2
<b>RR</b> RETREAT RESIDENCE	7	81 (872)	63 (678)	18 (194)	6
	8-9	77 (829)	63 (678)	14 (151)	
<b>CO1</b> COVE RESIDENCE	7-8-9	67 (721)	53 (570)	14 (151)	13
<b>COJ</b> COVE RESIDENCE WITH WHIRLPOOL	6	80 (861)	56 (603)	24 (258)	16
	7, 8, 9, 10	70 (754)	56 (603)	14 (151)	
	8-10	67 (721)	53 (570)	14 (151)	
<b>GP</b> GRAND PENTHOUSE	6	(743)	(517)	(226)	11
	7-8-9-10	61 (657)	48 (517)	13 (140)	
<b>PP</b> PREMIER PENTHOUSE	6	53 (570)	43 (463)	10 (108)	65
	6-7-8-9-10	48 (517)	38 (409)	10 (108)	
<b>DP</b> DELUXE PENTHOUSE	8-9	43 (463)	34 (366)	9 (97)	27
<b>PH</b> PENTHOUSE	6	48 (517)	34 (366)	14 (151)	6
	7-8-9	43 (463)	34 (366)	9 (97)	
<b>GT</b> OCEAN GRAND TERRACE SUITE	6-7	39 (420)	28 (301)	11 (118)	70
<b>OT1 OT2 OT3 OT4</b> OCEAN TERRACE SUITE	6-7-8-9-10	<del>357</del>	28 (301)	7 (75)	243
					<b>TOTAL</b> 463

*Elegant, spacious and comfortable oceanfront suites, penthouses and residences DESIGNED to CREATE a home at sea for our guests.*

## YOUR HOME AT SEA

Each of our 463 oceanfront suites, penthouses and residences – all designed with a refined, European elegance – are created to bring guests closer to the ocean itself, with floor-to-ceiling windows and private sun terraces.

Our suites range from 35 sqm (377 sq ft) to 280 sqm (3,014 sq ft), making them among the most spacious in the category.

### ALL SUITES FEATURE:

- Floor-to-ceiling windows
- Private sun terraces with a dining area and a sunbed or sun loungers
- Arriving to find luggage delivered and a chilled bottle of champagne waiting
- Walk-in wardrobe with seated vanity area and Dyson Supersonic™ hair dryer
- Heated bathroom floors
- Individual climate and lighting control in each suite
- Gentle motion-activated bedroom night lights
- Infotainment system with on-demand TV options
- Wireless bedside device charging stations
- Plug types B and F
- USB-A and USB-C
- Mini-bar replenished according to each guest's preferences
- Espresso machine with biodegradable pods; a kettle and teapot
- Complimentary personal refillable water bottle for each guest
- Mandala Blue custom bath toiletries and amenities for Explora Journeys
- Pair of binoculars for guests' use during their journey

# OCEAN RESIDENCES



## OR2

This layout corresponds to the Owner's Residence when reserved for 2 adults and 1 child under 2 years old (in a baby cot).



## OR2 + OT2

This layout corresponds to the Owner's Residence connected with an Ocean Terrace Suite (OT2), accommodating up to 4 adults and 1 child under 2 years old (in a baby cot).

## OWNER'S RESIDENCE BY PATRICIA URQUIOLA

The ultimate expression of modern ocean living: a new interpretation of the iconic Owner's Residence designed by Patricia Urquiola – one of the world's most celebrated architects and designers – offering an emotional and sensory journey through design, light, and movement, inspired by the Mediterranean's sun-warmed tones.

### SUITE FEATURES

- Dedicated private butler services by the Residence Manager
- Oversized floor-to-ceiling windows with views of the sea
- Separate living, dining and sleeping areas
- Abundant lounge area
- Dining table for 8 guests
- In-suite welcome bottle of Dom Pérignon
- Private bar, replenished according to the guests' preferences
- Espresso machine, kettle and tea pot with a complimentary selection of coffee and teas
- Complimentary personal refillable water bottle for each guest
- Pair of binoculars for guests' use during their journey
- Technogym Bench and Technogym Case Kit for an in-suite fitness experience
- Safe accommodating most tablets and laptops
- Butler pantry area

### OUTDOOR

- Panoramic ocean-front terrace covering the full ship's width, with a private spacious whirlpool, day beds, a dining table, a scenic lounge area, shower

### BEDROOM

- Bespoke king-sized bed sleep system - size: 200 x 200 cm (79 x 79 in)
- Down duvets and pillows
- Fine bed linens
- Extensive pillow selection
- Oversized dressing room

### BATHROOM

- Luxurious travertine marble double vanity bathroom
- Spacious bathtub and separate shower room
- Private steam room
- Plush bathrobes and bath linens
- Mandala Blue custom bath toiletries and amenities for Explora Journeys
- Dyson Supersonic™ hairdryer and illuminated make-up/shaving mirror
- Additional guest powder room

### DECK: 7 – aft

#### MAXIMUM CAPACITY:

2 adults and 1 child under 2 years old (in a baby cot).


*For reservations with additional guests, a connecting Ocean Terrace Suite will be added to enhance comfort and privacy, increasing the total capacity to 4 adults and 1 child under 2 years old (in a baby cot).*

*additional guest pricing applies in accordance with the applicable fare conditions.*

TOTAL SUITE AREA: 280 sqm (3,014 sq ft)

SUITE: 155 sqm (1,668 sq ft)


TERRACE: 125 sqm (1,345 sq ft)



OWNER'S RESIDENCE BY PATRICIA URQUIOLA



OWNER'S RESIDENCE BY PATRICIA URQUIOLA



OWNER'S RESIDENCE BY PATRICIA URQUIOLA



OWNER'S RESIDENCE BY PATRICIA URQUIOLA



OWNER'S RESIDENCE

## OCEAN RESIDENCES



OR1

This layout corresponds to the Owner's Residence when reserved for 2 adults and 1 child under 2 years old (in a baby cot).



OR1 + OT2

This layout corresponds to the Owner's Residence connected with an Ocean Terrace Suite (OT2), accommodating up to 4 adults and 1 child under 2 years old (in a baby cot).

### OWNER'S RESIDENCE

#### SUITE FEATURES

- Dedicated private butler services by the Residence Manager
- Oversized floor-to-ceiling windows with views of the sea
- Separate living, dining and sleeping areas
- Abundant lounge area
- Dining table for 8 guests
- Spacious work desk area
- In-suite welcome bottle of Dom Pérignon
- Private bar, replenished according to the guests' preferences
- Espresso machine, kettle and tea pot with a complimentary selection of coffee and teas
- Complimentary personal refillable water bottle for each guest
- Pair of binoculars for guests' use during their journey
- Technogym Bench and Technogym Case Kit for an in-suite fitness experience
- Safe accommodating most tablets and laptops
- Butler pantry area

#### OUTDOOR

- Panoramic ocean-front terrace covering the full ship's width, with a private spacious whirlpool, day beds, a dining table, a scenic lounge area, shower

#### BEDROOM

- Bespoke king-sized bed sleep system - size: 200 x 200 cm (79 x 79 in)
- Down duvets and pillows
- Fine bed linens
- Extensive pillow selection
- Oversized dressing room

#### BATHROOM

- Luxurious marble double vanity bathroom
- Spacious bathtub and separate shower room
- Private steam room
- Plush bathrobes and bath linens
- Mandala Blue custom bath toiletries and amenities for Explora Journeys
- Dyson Supersonic™ hairdryer and illuminated make-up/shaving mirror
- Additional guest powder room

#### DECK: 8 – aft

#### MAXIMUM CAPACITY:

2 adults and 1 child under 2 years old (in a baby cot).

*For reservations with additional guests, a connecting Ocean Terrace Suite will be added to enhance comfort and privacy, increasing the total capacity to 4 adults and 1 child under 2 years old (in a baby cot).*

*additional guest pricing applies in accordance with the applicable fare conditions.*

TOTAL SUITE AREA: 280 sqm (3,014 sq ft)

SUITE: 155 sqm (1,668 sq ft)

TERRACE: 125 sqm (1,345 sq ft)



# OCEAN RESIDENCES



**COCOON RESIDENCE**  
CR

DECK: 6 - Aft

NUMBER OF SUITES: 2  
MAXIMUM CAPACITY: 3 adults or 2 adults and 2 children under 18 years old (*baby cot or double sofa bed*)

TOTAL SUITE AREA: 149 sqm (1,604 sq ft)  
SUITE: 74 sqm (797 sq ft)  
TERRACE: 75 sqm (807 sq ft)

## SUITE FEATURES

- Private butler services by our Residence Hosts
- Oversized floor-to-ceiling windows with views of the sea
- Separate living, dining and sleeping areas
- Spacious lounge area
- Dining table for 4 guests
- Spacious work desk area
- In-suite welcome bottle of champagne
- Private refrigerated minibar, replenished according to the guests' preferences from a selection of alcoholic and non-alcoholic beverages
- Espresso machine, kettle and tea pot with a complimentary selection of coffee and teas
- Complimentary personal refillable water bottle for each guest
- Pair of binoculars for guests' use during their journey
- Technogym Bench and Technogym Case Kit for an efficient in-suite fitness experience
- Safe accommodating most tablets and laptops

## OUTDOOR

- Panoramic ocean-front terrace with private outdoor whirlpool, a dining table, a daybed and sun loungers

## BEDROOM

- Bespoke king-sized bed sleep system - size: 200 x 200 cm (79 x 79 in)
- Some suites feature twin beds – size: 2 x 90 x 200 cm (35 x 79 in)
- Double sofa bed
- Down duvets and pillows
- Fine bed linens
- Extensive pillow selection
- Spacious walk-in wardrobe with a seated vanity area

## BATHROOM

- Luxurious marble double vanity bathroom with a bathtub, a separate walk-in shower room and heated floors
- Plush bathrobes and bath linens
- Mandala Blue custom bath toiletries and amenities for Explora Journeys
- Dyson Supersonic™ hairdryer and illuminated make-up/shaving mirror
- Additional guest powder room



**SERENITY RESIDENCE**  
SR

DECK: 9 - Aft

NUMBER OF SUITES: 2  
MAXIMUM CAPACITY: 3 adults or 2 adults and 2 children under 18 years old (*baby cot or double sofa bed*)

TOTAL SUITE AREA: 126 sqm (1,356 sq ft)  
SUITE: 60 sqm (646 sq ft)  
TERRACE: 66 sqm (710 sq ft)

## SUITE FEATURES

- Private butler services by our Residence Hosts
- Oversized floor-to-ceiling windows with views of the sea
- Separate living, dining and sleeping areas
- Spacious lounge area
- Dining table for 4 guests
- Spacious work desk area
- In-suite welcome bottle of champagne
- Private refrigerated minibar, replenished according to the guests' preferences from a selection of alcoholic and non-alcoholic beverages
- Espresso machine, kettle and tea pot with a complimentary selection of coffee and teas
- Complimentary personal refillable water bottle for each guest
- Pair of binoculars for guests' use during their journey
- Technogym Bench and Technogym Case Kit for an efficient in-suite fitness experience
- Safe accommodating most tablets and laptops

## OUTDOOR

- Panoramic ocean-front terrace with private outdoor whirlpool, a dining table, a daybed and sun loungers

## BEDROOM

- Bespoke king-sized bed sleep system - size: 180 x 200 cm (71 x 79 in)
- Some suites feature twin beds – size: 2 x 90 x 200 cm (35 x 79 in)
- Some suites feature a double sofa bed
- Down duvets and pillows
- Fine bed linens
- Extensive pillow selection
- Spacious walk-in wardrobe with a seated vanity area

## BATHROOM

- Luxurious marble double vanity bathroom with a bathtub, a separate walk-in shower room and heated floors
- Plush bathrobes and bath linens
- Mandala Blue custom bath toiletries and amenities for Explora Journeys
- Dyson Supersonic™ hairdryer and illuminated make-up/shaving mirror



**RETREAT RESIDENCE**  
RR

DECK: 7, 8, 9 - Forward

NUMBER OF SUITES: 6  
MAXIMUM CAPACITY: 3 adults or 2 adults and 2 children under 18 years old (*baby cot or double sofa bed*)

TOTAL SUITE AREA: 77 sqm (829 sq ft) – decks 8, 9 / 81 sqm (872 sq ft) – deck 7  
SUITE: 63 sqm (678 sq ft)  
TERRACE: 14 sqm (151 sq ft) – decks 8, 9 / 18 sqm (194 sq ft) – deck 7

## SUITE FEATURES

- Private butler services by our Residence Hosts
- Oversized floor-to-ceiling windows with views of the sea
- Separate living, dining and sleeping areas
- Spacious lounge area
- Dining table for 4 guests
- Spacious work desk area
- In-suite welcome bottle of champagne
- Private refrigerated minibar, replenished according to the guests' preferences from a selection of alcoholic and non-alcoholic beverages
- Espresso machine, kettle and tea pot with a complimentary selection of coffee and teas
- Complimentary personal refillable water bottle for each guest
- Pair of binoculars for guests' use during their journey
- Technogym Case Kit with a smart range of fitness gear
- Safe accommodating most tablets and laptops

## OUTDOOR

- Spacious ocean-front terrace with private outdoor whirlpool and a dining area

## BEDROOM

- Bespoke king-sized bed sleep system - size: 200 x 200 cm (79 x 79 in)
- Some suites feature twin beds – size: 2 x 90 x 200 cm (35 x 79 in)
- Some suites feature a double sofa bed
- Down duvets and pillows
- Fine bed linens
- Extensive pillow selection
- Spacious walk-in wardrobe with a seated vanity area

## BATHROOM

- Luxurious marble double vanity bathroom with a bathtub, a separate walk-in shower room and heated floors
- Plush bathrobes and bath linens
- Mandala Blue custom bath toiletries and amenities for Explora Journeys
- Dyson Supersonic™ hairdryer and illuminated make-up/shaving mirror
- Additional guest powder room





COVE RESIDENCE

## OCEAN RESIDENCES



COVE RESIDENCE  
CO1

DECK: 7, 8, 9 - Middle, Aft  
 NUMBER OF SUITES: 12  
 MAXIMUM CAPACITY: 3 adults or 2 adults and 2 children under 18 years old (*baby cot or double sofa bed*)

TOTAL SUITE AREA: 67 sqm (721 sq ft)  
 SUITE: 53 sqm (570 sq ft)  
 TERRACE: 14 sqm (151 sq ft)

### SUITE FEATURES

- Private butler services by our Residence Hosts
- Oversized floor-to-ceiling windows with views of the sea
- Separate living, dining and sleeping areas
- Spacious lounge area
- Dining table for 4 guests
- Spacious work desk area
- In-suite welcome bottle of champagne
- Private refrigerated minibar, replenished according to the guests' preferences from a selection of alcoholic and non-alcoholic beverages
- Espresso machine, kettle and tea pot with a complimentary selection of coffee and teas
- Complimentary personal refillable water bottle for each guest
- Pair of binoculars for guests' use during their journey
- Technogym Case Kit with a smart range of fitness gear
- Safe accommodating most tablets and laptops
- Some suites offer accessibility features

### OUTDOOR

- Spacious oceanfront terrace with a dining table and sun loungers or a daybed

### BEDROOM

- Bespoke king-sized bed sleep system - size: 180 x 200 cm (71 x 79 in)
- Some suites feature twin beds – size: 2 x 90 x 200 cm (35 x 79 in)
- Double sofa bed
- Down duvets and pillows
- Fine bed linens
- Extensive pillow selection
- Spacious walk-in wardrobe with a seated vanity area

### BATHROOM

- Spacious double vanity bathroom with walk-in shower and heated floors
- Plush bathrobes and bath linens
- Mandala Blue custom bath toiletries and amenities for Explora Journeys
- Dyson Supersonic™ hairdryer and illuminated make-up/shaving mirror



COVE RESIDENCE WITH WHIRLPOOL  
COJ

DECK: 6, 7, 8, 9, 10 - Middle, Aft  
 NUMBER OF SUITES: 16  
 MAXIMUM CAPACITY: 3 adults or 2 adults and 2 children under 18 years old (*baby cot or double sofa bed*)

TOTAL SUITE AREA: 67 sqm (721 sq ft) – decks 8, 10 / 70 sqm (754 sq ft) – deck 7, 8, 9, 10 / 80 sqm (861 sq ft) – decks 6  
 SUITE: 53 sqm (570 sq ft) – decks 8, 10 / 56 sqm (603 sq ft) – deck 6, 7, 8, 9, 10  
 TERRACE: 14 sqm (151 sq ft) – decks 7, 8, 9, 10 / 24 sqm (258 sq ft) – deck 6

### SUITE FEATURES

- Private butler services by our Residence Hosts
- Oversized floor-to-ceiling windows with views of the sea
- Separate living, dining and sleeping areas
- Spacious lounge area
- Dining table for 4 guests
- Spacious work desk area
- In-suite welcome bottle of champagne
- Private refrigerated minibar, replenished according to the guests' preferences from a selection of alcoholic and non-alcoholic beverages
- Espresso machine, kettle and tea pot with a complimentary selection of coffee and teas
- Complimentary personal refillable water bottle for each guest
- Pair of binoculars for guests' use during their journey
- Technogym Case Kit with a smart range of fitness gear
- Safe accommodating most tablets and laptops

### OUTDOOR

- Spacious oceanfront terrace with private outdoor whirlpool, a dining table and sun loungers or a daybed

### BEDROOM

- Bespoke king-sized bed sleep system - size: 180 x 200 cm (71 x 79 in)
- Some suites feature twin beds – size: 2 x 90 x 200 cm (35 x 79 in)
- Double sofa bed
- Down duvets and pillows
- Fine bed linens
- Extensive pillow selection
- Spacious walk-in wardrobe with a seated vanity area

### BATHROOM

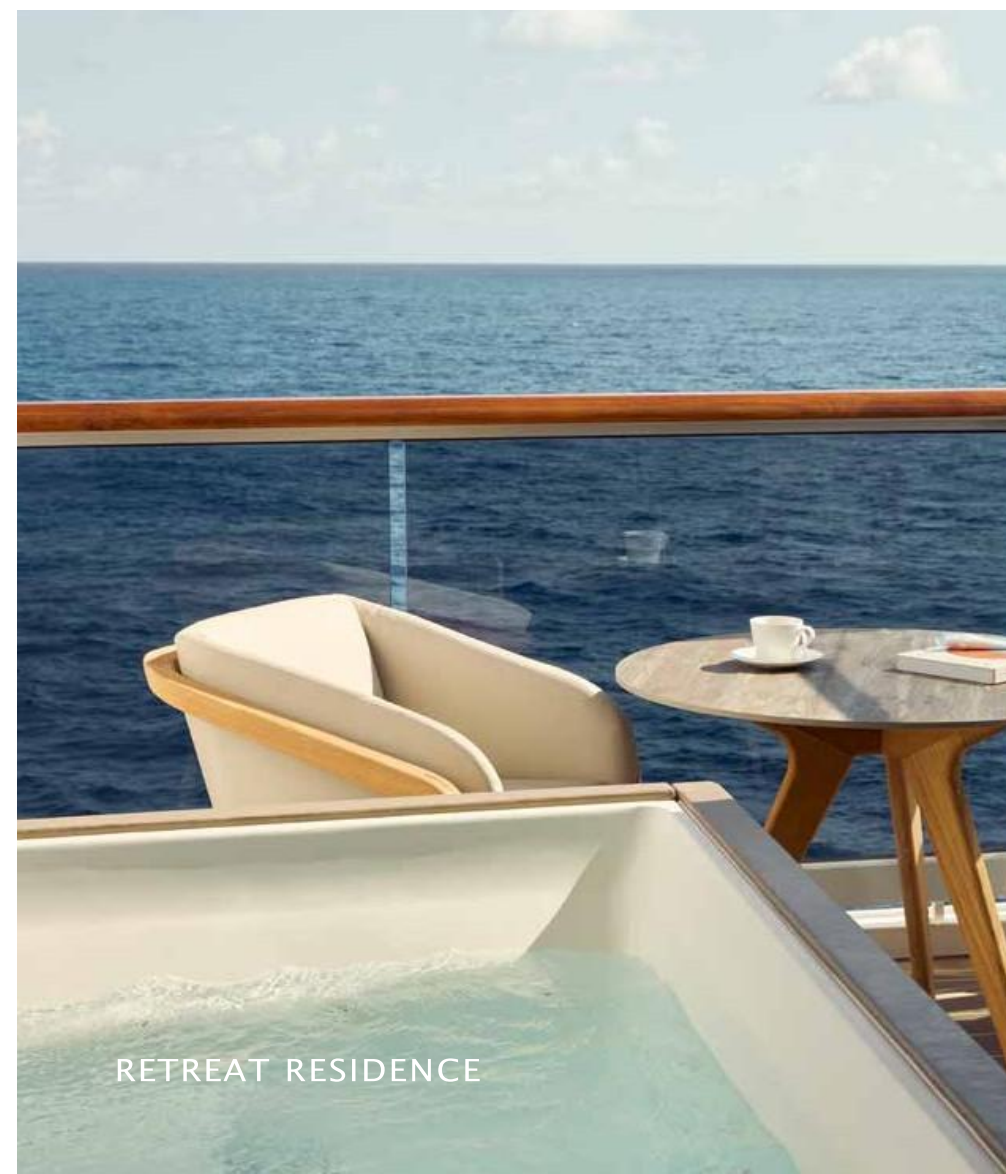
- Spacious double vanity bathroom with walk-in shower and heated floors
- Plush bathrobes and bath linens
- Mandala Blue custom bath toiletries and amenities for Explora Journeys
- Dyson Supersonic™ hairdryer and illuminated make-up/shaving mirror




COCOON RESIDENCE



COCOON RESIDENCE



RETREAT RESIDENCE



COCOON RESIDENCE

# OCEAN PENTHOUSES



## GRAND PENTHOUSE GP

DECK: 6, 7, 8, 9, 10 – Middle, Aft

NUMBER OF SUITES: 11

MAXIMUM CAPACITY: 3 adults or 2 adults and 2 children under 18 years old (*baby cot or double sofa bed*)

TOTAL SUITE AREA: 61 sqm (657 sq ft) – decks 7, 8, 9, 10 / 68 sqm (732 sq ft) – deck 6

SUITE: 48 sqm (517 sq ft)

TERRACE: 13 sqm (140 sq ft) – decks 7, 8, 9, 10 / 21 sqm (226 sq ft) – deck 6

### SUITE FEATURES

- Oversized floor-to-ceiling windows with views of the sea
- Separate living, dining and sleeping areas
- Spacious lounge area
- Dining table for 4 guests
- Spacious work desk area
- In-suite welcome bottle of champagne
- Private refrigerated minibar, replenished according to the guests' preferences from a selection of alcoholic and non-alcoholic beverages
- Espresso machine, kettle and tea pot with a complimentary selection of coffee and teas
- Complimentary personal refillable water bottle for each guest
- Pair of binoculars for guests' use during their journey
- Safe accommodating most tablets and laptops

### OUTDOOR

- Spacious oceanfront terrace with a dining area
- Comfortable daybed for relaxation

### BEDROOM

- Bespoke king-sized bed sleep system - size: 180 x 200 cm (71 x 79 in)
- Some suites feature twin beds – size: 2 x 90 x 200 cm (35 x 79 in)
- Double sofa bed
- Down duvets and pillows
- Fine bed linens
- Extensive pillow selection
- Spacious walk-in wardrobe with a seated vanity area

### BATHROOM

- Spacious bathroom with a bathtub and heated floors
- Plush bathrobes and bath linens
- Mandala Blue custom bath toiletries and amenities for Explora Journeys
- Dyson Supersonic™ hairdryer and illuminated make-up/shaving mirror



## PREMIER PENTHOUSE PP

DECK: 6, 7, 8, 9, 10 – Middle, Aft

NUMBER OF SUITES: 65

MAXIMUM CAPACITY: 3 adults or 2 adults and 1 child under 18 years old (*baby cot or a sofa bed*)

TOTAL SUITE AREA: 48 sqm (517 sq ft) – decks 6, 7, 8, 9, 10 / 53 sqm (570 sq ft) – deck 6

SUITE: 38 sqm (409 sq ft) – decks 6, 7, 8, 9, 10 / 43 sqm (463 sq ft) – deck 6

TERRACE: 10 sqm (108 sq ft)

### SUITE FEATURES

- Oversized floor-to-ceiling windows with views of the sea
- Separate living, dining and sleeping areas
- Spacious lounge area
- Dining table for 4 guests
- In-suite welcome bottle of champagne
- Private refrigerated minibar, replenished according to the guests' preferences from a selection of alcoholic and non-alcoholic beverages
- Espresso machine, kettle and tea pot with a complimentary selection of coffee and teas
- Complimentary personal refillable water bottle for each guest
- Pair of binoculars for guests' use during their journey
- Safe accommodating most tablets and laptops

### OUTDOOR

- Spacious oceanfront terrace with a dining area
- Comfortable daybed for relaxation

### BEDROOM

- Bespoke king-sized bed sleep system - size: 180 x 200 cm (71 x 79 in)
- Some suites feature twin beds – size: 2 x 90 x 200 cm (35 x 79 in)
- Some suites feature a sofa bed
- Down duvets and pillows
- Fine bed linens
- Extensive pillow selection
- Spacious walk-in wardrobe with a seated vanity area

### BATHROOM

- Spacious bathroom with a walk-in shower and heated floors
- Plush bathrobes and bath linens
- Mandala Blue custom bath toiletries and amenities for Explora Journeys
- Dyson Supersonic™ hairdryer and illuminated make-up/shaving mirror
- Some suites feature bathtubs
- Custom bath toiletries and amenities



## DELUXE PENTHOUSE DP

DECK: 8, 9 – Forward, Aft

NUMBER OF SUITES: 27

MAXIMUM CAPACITY: 3 adults or 2 adults and 1 child under 18 years old (*baby cot or a sofa bed*)

TOTAL SUITE AREA: 43 sqm (463 sq ft)

SUITE: 34 sqm (366 sq ft)

TERRACE: 9 sqm (97 sq ft)

### SUITE FEATURES

- Oversized floor-to-ceiling windows with views of the sea
- Spacious lounge area
- Dining table for 4 guests
- Some suites feature a spacious work desk area
- In-suite welcome bottle of champagne
- Private refrigerated minibar, replenished according to the guests' preferences from a selection of alcoholic and non-alcoholic beverages
- Espresso machine, kettle and tea pot with a complimentary selection of coffee and teas
- Complimentary personal refillable water bottle for each guest
- Pair of binoculars for guests' use during their journey
- Safe accommodating most tablets and laptops

### OUTDOOR

- Spacious oceanfront terrace with a dining area
- Comfortable daybed for relaxation

### BEDROOM

- Bespoke king-sized bed sleep system - size: 180 x 200 cm (71 x 79 in)
- Some suites feature twin beds – size: 2 x 90 x 200 cm (35 x 79 in)
- Some suites feature a sofa bed
- Down duvets and pillows
- Fine bed linens
- Extensive pillow selection
- Spacious walk-in wardrobe with a seated vanity area

### BATHROOM

- Spacious bathroom with a bathtub and heated floors
- Plush bathrobes and bath linens
- Mandala Blue custom bath toiletries and amenities for Explora Journeys
- Dyson Supersonic™ hairdryer and illuminated make-up/shaving mirror



## PENTHOUSE PH

DECK: 6, 7, 8, 9 - Aft

NUMBER OF SUITES: 6

MAXIMUM CAPACITY: 2 adults and 1 infant under 2 years old (*in a baby cot*)

TOTAL SUITE AREA: 43 sqm (463 sq ft) – decks 7, 8, 9 / 48 sqm (517 sq ft) – deck 6

SUITE: 34 sqm (366 sq ft)

TERRACE: 9 sqm (97 sq ft) – decks 7, 8, 9 / 14 sqm (151 sq ft) – deck 6

### SUITE FEATURES

- Oversized floor-to-ceiling windows with views of the sea
- Spacious lounge area
- Dining table for 4 guests
- In-suite welcome bottle of champagne
- Private refrigerated minibar, replenished according to the guests' preferences from a selection of alcoholic and non-alcoholic beverages
- Espresso machine, kettle and tea pot with a complimentary selection of coffee and teas
- Complimentary personal refillable water bottle for each guest
- Pair of binoculars for guests' use during their journey
- Safe accommodating most tablets and laptops

### OUTDOOR

- Spacious oceanfront terrace with a dining area
- Comfortable daybed for relaxation

### BEDROOM

- Bespoke king-sized bed sleep system - size: 180 x 200 cm (71 x 79 in)
- Some suites feature twin beds – size: 2 x 90 x 200 cm (35 x 79 in)
- Down duvets and pillows
- Fine bed linens
- Extensive pillow selection
- Spacious walk-in wardrobe with a seated vanity area

### BATHROOM

- Spacious bathroom with a walk-in shower and heated floors
- Plush bathrobes and bath linens
- Mandala Blue custom bath toiletries and amenities for Explora Journeys
- Dyson Supersonic™ hairdryer and illuminated make-up/shaving mirror



GRAND PENTHOUSE



PREMIER PENTHOUSE



GRAND PENTHOUSE



# OCEAN SUITES



## OCEAN GRAND TERRACE SUITE GT

DECK: 6, 7 - Forward, Middle, Aft  
 NUMBER OF SUITES: 70  
 MAXIMUM CAPACITY: 2 adults and 1 infant under 2 years old (*in a baby cot*)

TOTAL SUITE AREA: 39 sqm (420 sq ft)  
 SUITE: 28 sqm (301 sq ft)  
 TERRACE: 11 sqm (118 sq ft)

### SUITE FEATURES

- Oversized floor-to-ceiling windows with views of the sea
- Lounge area with coffee/dining table
- In-suite welcome bottle of champagne
- Private refrigerated minibar, replenished according to the guests' preferences from a selection of alcoholic and non-alcoholic beverages
- Espresso machine, kettle and tea pot with a complimentary selection of coffee and teas
- Complimentary personal refillable water bottle for each guest
- Pair of binoculars for guests' use during their journey
- Safe accommodating most tablets and laptops

### OUTDOOR

- Spacious oceanfront terrace with a dining area
- Comfortable daybed for relaxation

### BEDROOM

- Bespoke king-sized bed sleep system – size: 180 x 200 cm (71 x 79 in)
- Some suites feature twin beds – size: 2 x 90 x 200 cm (35 x 79 in)
- Some suites feature a sofa bed
- Down duvets and pillows
- Fine bed linens
- Extensive pillow selection
- Spacious walk-in wardrobe with a seated vanity area

### BATHROOM

- Spacious bathroom with a walk-in shower and heated floors
- Plush bathrobes and bath linens
- Mandala Blue custom bath toiletries and amenities for Explora Journeys
- Dyson Supersonic™ hairdryer and illuminated make-up/shaving mirror
- Some suites feature bathtubs and accessibility features



## OCEAN TERRACE SUITE OT1, OT2, OT3, OT4

DECK: OT1 - 6, 7 / OT2 - 7, 8 / OT3 - 8, 9 / OT4 - 9, 10 - Forward, Middle, Aft  
 NUMBER OF SUITES: OT1 – 44, OT2 – 80, OT3 – 52, OT4 – 57  
 MAXIMUM CAPACITY: 2 adults and 1 infant under 2 years old (*in a baby cot*). Some suites feature a sofa bed and can accommodate 3 adults or 2 adults and 1 child under 18 years old.

TOTAL SUITE AREA: 35 sqm (377 sq ft)  
 SUITE: 28 sqm (301 sq ft)  
 TERRACE: 7 sqm (75 sq ft)

### SUITE FEATURES

- Oversized floor-to-ceiling windows with views of the sea
- Lounge area with coffee/dining table
- In-suite welcome bottle of champagne
- Private refrigerated minibar, replenished according to the guests' preferences from a selection of alcoholic and non-alcoholic beverages
- Espresso machine, kettle and tea pot with a complimentary selection of coffee and teas
- Complimentary personal refillable water bottle for each guest
- Pair of binoculars for guests' use during their journey
- Safe accommodating most tablets and laptops
- Some suites offer accessibility features

### OUTDOOR


- Spacious oceanfront terrace with a dining area
- Comfortable daybed for relaxation

### BEDROOM

- Bespoke king-sized bed sleep system – size: 180 x 200 cm (71 x 79 in)
- Some suites feature twin beds – size: 2 x 90 x 200 cm (35 x 79 in)
- Some suites feature a sofa bed
- Down duvets and pillows
- Fine bed linens
- Extensive pillow selection
- Spacious walk-in wardrobe with a seated vanity area

### BATHROOM

- Spacious bathroom with a walk-in shower and heated floors
- Plush bathrobes and bath linens
- Mandala Blue custom bath toiletries and amenities for Explora Journeys
- Dyson Supersonic™ hairdryer and illuminated make-up/shaving mirror
- Some suites feature bathtubs



OCEAN TERRACE SUITE

# ACCESSIBLE SUITES

## FEATURES AND AMENITIES:

- Roll-in shower with grab-bar and fold-down seat (height of seat from the floor is 450 mm / 17.7 in)
- Grab bar next to the toilet seat
- Portable toilet seat risers available on board
- Hand-held shower wand
- Lowered towel racks
- Accessibility equipment for hearing impaired (Assistive Listening System ALS and/or TTY devices)
- Lowered wardrobe bars and shelving
- Lowered safe
- Double peephole on entrance door
- All doorways are wheelchair accessible
- Entrance door width 900 mm (31.5 in)
- Bathroom door width 900 mm (31.5 in)

## 1 ACCESSIBLE COVE RESIDENCE CO1

DECK: 9 - Middle  
NUMBER OF SUITES: 1

---

TOTAL SUITE AREA: 118 sqm - 1,270 sq ft  
SUITE: 52 sqm - 560 sq ft  
TERRACE: 66 sqm - 710 sq ft

## 10 ACCESSIBLE OCEAN TERRACE SUITES OT2, OT3, OT4

DECK 8, 9, 10 - Forward  
NUMBER OF SUITES OT2 - 4, OT3 - 5, OT4 - 1

---

TOTAL SUITE AREA: 49 sqm - 526 sq ft  
SUITE: 39 sqm - 419 sq ft  
TERRACE: 10 sqm - 107 sq ft

Features may vary by suite.  
Please inform your preferred Travel Advisor or one of our Explora Experience Ambassadors about your requirements when reserving your journey.



ACCESSIBLE OCEAN TERRACE SUITE

# MULTI-GENERATION-FRIENDLY CONNECTING SUITES

108 MULTI-GENERATION-FRIENDLY CONNECTED SUITES

SUITE SUB-CATEGORY	CAN BE CONNECTED WITH	QTY, UNIQUE COMBINATIONS	SUITE COMBINATIONS						
<b>OR2</b> OWNER'S RESIDENCE BY PATRICIA URQUIOLA	<b>OT2</b>	1	7114-7115						
<b>OR1</b> OWNER'S RESIDENCE	<b>OT2</b>	1	8100-8101						
<b>RR</b> RETREAT RESIDENCE	<b>GT</b>	2	7001-7003	7002-7004					
	<b>OT3</b>	2	9001-9003	9002-9004					
<b>CO1</b> COVE RESIDENCE	<b>OT2</b>	4	7106-7108	7107-7109					
	<b>OT2 ACCESSIBLE</b>		8082-8084	8083-8085					
	<b>OT4</b>	2	9078-9080	9079-9081					
<b>CO1</b> COVE RESIDENCE ACCESSIBLE	<b>OT3</b>		9028-9026						
<b>COJ</b> COVE RESIDENCE WITH WHIRLPOOL	<b>GP</b>	2	10001-10003	10002-10004					
	<b>OT4</b>	2	10007-10009	10008-10010					
<b>GP</b> GRAND PENTHOUSE	<b>GT</b>	2	6003-6005	6004-6006					
	<b>OT1</b>	2	7038-7040	7039-7041					
	<b>OT2</b>	2	8030-8032	8031-8033					
	<b>OT3</b>	1	9027-9029						

108 MULTI-GENERATION-FRIENDLY CONNECTED SUITES

SUITE SUB-CATEGORY	CAN BE CONNECTED WITH	QTY, UNIQUE COMBINATIONS	SUITE COMBINATIONS							
<b>PP</b> PREMIER PENTHOUSE	<b>OT1</b>	2	6026-6024	6027-6025						
	<b>OT2</b>	4	7060-7058	7061-7059	7078-7080	7079-7081				
	<b>OT3</b>	8	8052-8050	8053-8051	8070-8072	8071-8073	9048-9046	9049-9047	9066-9068	9067-9069
	<b>OT4</b>	2	10044-10046	10045-10047						
<b>DP</b> DELUXE PENTHOUSE	<b>OT2</b>	2	8022-8024	8023-8025						
<b>GT</b> OCEAN GRAND TERRACE SUITE	<b>GT</b>	2	6056-6058	6057-6059						
<b>OT4</b> OCEAN TERRACE SUITE	<b>OT4</b>	5	10016-10018	10032-10034	10033-10035	10056-10058	10057-10059			
<b>OT3</b> OCEAN TERRACE SUITE	<b>OT2</b>	2	8074-8076	8075-8077						
<b>OT2</b> OCEAN TERRACE SUITE	<b>OT2</b>	3	7086-7088	7087-7089	8011-8013					

# SUITES WITH TWIN BEDS

455 SUITES WITH TWIN BEDS - BY SUB-CATEGORY

OT1			OT2					OT3			OT4			GT				PH	DP		PP				GP	CO1	COJ	SR	OR1	OR2
6007	6036	7046	7050	7086	7110	8032	8092	8040	9003	9039	9072	10022	10050	6005	6068	7005	7026	6086	8015	9085	6026	7075	8071	10041	6003	7104	6001	9094	8100	7114
6008	6037	7047	7051	7087	7111	8033	8093	8041	9004	9040	9073	10023	10051	6006	6069	7006	7027	6087	8016	9086	6027	7076	9048	10042	6004	7105	6002	9095		
6009	6038	7048	7052	7088	7113	8034	8099	8042	9005	9041	9074	10024	10052	6050	6070	7007	7028	7112	8018	9087	6028	7077	9049	10043	7038	7106	7036			
6010	6039	7049	7053	7089	7115	8035	8101	8043	9006	9042	9075	10025	10053	6051	6071	7008	7029	8098	8019	9088	6029	7078	9050	10044	7039	7107	7037			
6011	6040		7054	7090	8003	8036		8044	9018	9043	9080	10026	10054	6052	6072	7009	7030	9092	8020	9089	6030	7079	9051	10045	8030	8080	8028			
6012	6041		7055	7091	8004	8037		8045	9020	9044	9081	10027	10055	6053	6073	7010	7031	9093	8021	9090	6031	8052	9052		8031	8081	8029			
6013	6042		7056	7092	8005	8038		8046	9021	9045	9082	10028	10056	6054	6074	7011	7032		8022	9091	6032	8053	9053		8096	8082	8094			
6014	6043		7057	7093	8006	8039		8047	9022	9046	9083	10029	10057	6055	6075	7012	7033		8023		6033	8054	9054		8097	8083	8095			
6015	6044		7058	7094	8007	8076		8048	9023	9047	10009	10030	10058	6056	6076	7013	7034		9007		6091	8055	9055		9027	9026	9024			
6016	6045		7059	7095	8008	8077		8049	9028	9056	10010	10031	10059	6057	6077	7014	7035		9008		7060	8056	9060		10003	9076	9025			
6018	6046		7068	7096	8009	8078		8050	9029	9057	10011	10032	10060	6058	6078	7015			9009		7061	8057	9061		10004	9077	10001			
6019	6047		7069	7097	8010	8079		8051	9030	9058	10012	10033	10061	6059	6079	7016			9010		7062	8058	9062			9078	10002			
6020	6048		7070	7098	8011	8084		8060	9031	9059	10013	10034	10062	6060	6080	7018			9011		7063	8059	9063			9079	10005			
6021	6049		7071	7099	8012	8085		8061	9032	9068	10014	10035	10063	6061	6081	7019			9012		7064	8064	9064				10006			
6022	7040		7080	7100	8013	8086		8062	9033	9069	10015	10036	10064	6062	6082	7020			9013		7065	8065	9065				10007			
6023	7041		7081	7101	8014	8087		8063	9034	9070	10016	10037	10065	6063	6083	7021			9014		7066	8066	9066				10008			
6024	7042		7082	7102	8024	8088		8072	9035	9071	10018	10046	10066	6064	6084	7022			9015		7067	8067	9067							
6025	7043		7083	7103	8025	8089		8073	9036		10019	10047	10068	6065	6085	7023			9016		7072	8068	10038							
6034	7044		7084	7108	8026	8090		8074	9037		10020	10048		6066	7003	7024			9019		7073	8069	10039							
6035	7045		7085	7109	8027	8091		8075	9038		10021	10049		6067	7004	7025			9084		7074	8070	10040							

# SUITES WITH BATHTUBS

141 SUITES WITH BATHTUBS - BY SUB-CATEGORY

OT1	OT2	OT3	OT4	GT	DP	PP	GP	RR	SR	CR	OR1	OR2		
6013	7058	8040	9080	6058	8015	9086	6028	9051	6003	7001	9094	6088	8100	7114
6014	7059	8041	9081	6059	8016	9087	6029	9054	6004	7002	9095	6089		
6024	7080	8050	10009	6064	8018	9088	6032	9055	7038	8001				
6025	7081	8051	10010	6065	8019	9089	6033	9060	7039	8002				
7048	7088	8072	10020	7009	8020	9090	7062	9061	8030	9001				
7049	7089	8073	10021	7010	8021	9091	7063	9064	8031	9002				
	7094	9028	10034	7024	8022		7066	9065	8096					
	7095	9036	10035	7025	8023		7067	10038	8097					
	7108	9037	10046		9007		7072	10039	9027					
	7109	9046	10047		9008		7073	10042	10003					
	7115	9047	10058		9009		7076	10043	10004					
	8007	9068	10059		9010		7077							
	8008	9069			9011		8054							
	8011				9012		8055							
	8012				9013		8058							
	8076				9014		8059							
	8077				9015		8064							
	8084				9016		8065							
	8085				9019		8068							
	8101				9084		8069							
					9085		9050							





## INCLUSIVE EXPERIENCES

### ALL JOURNEYS INCLUDE:

- Authentic, intuitive service from our team of hospitality experts, with an industry-leading guests to hosts ratio of 1.25 to 1
- Nine distinct culinary experiences, including In-Suite Dining
- Unlimited beverages, fine wines and premium spirits, speciality coffees, teas and soft drinks available at all times, including in-suite mini-bar
- Access to the Ocean Wellness – The Spa thermal area
- Group wellness, fitness and mindfulness activities and rituals
- All on-board gratuities
- High-speed complimentary Wi-Fi throughout the ship
- In-suite welcome bottle of champagne upon arrival
- A bottle of wine and a bottle of spirit of the guests' choice upon arrival
- 24-hour concierge services
- 24-hour In-Suite Dining
- Twice-daily housekeeping services, including evening turndown service
- Shoeshine service
- Shuttle services from port to city centre (where required/available)

Plus additional benefits for guests staying in Ocean Grand Terrace Suites, Ocean Penthouses and Ocean Residences.


### HIGH-SPEED COMPLIMENTARY WI-FI THROUGHOUT THE SHIP

Our ships are equipped with enhanced onboard connectivity by Starlink, ensuring stable high-speed internet and Wi-Fi connection in all suites and public spaces.\*

\*In certain navigation areas, Wi-Fi connection may be slower or unavailable due to circumstances beyond our control.



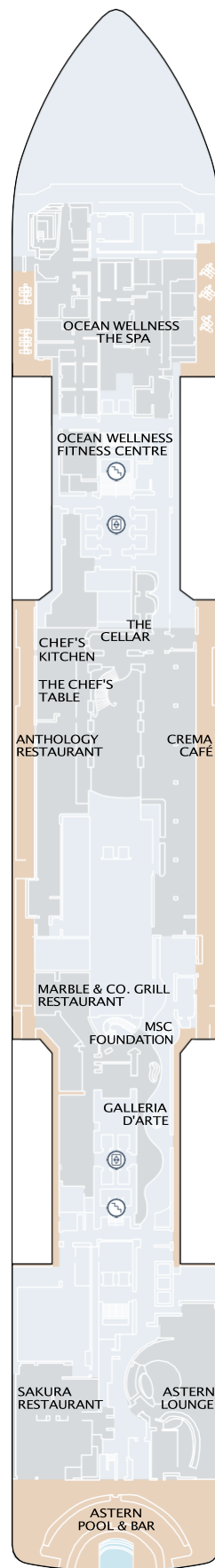
# EXPLORA III PUBLIC SPACES DECK PLANS



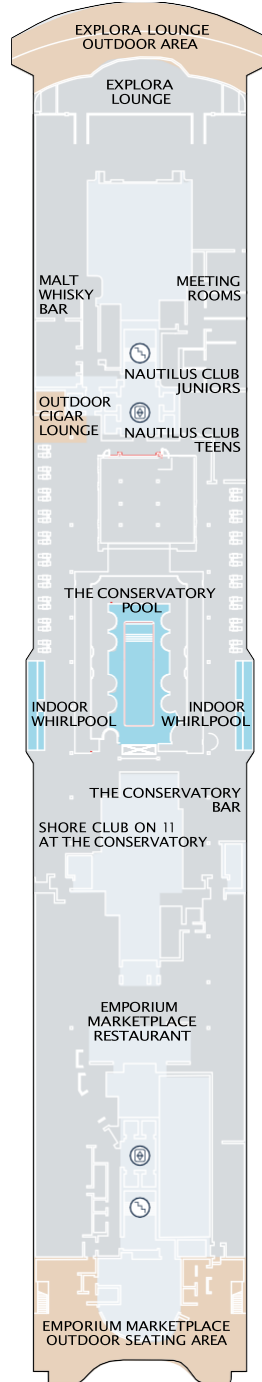
DECK 3



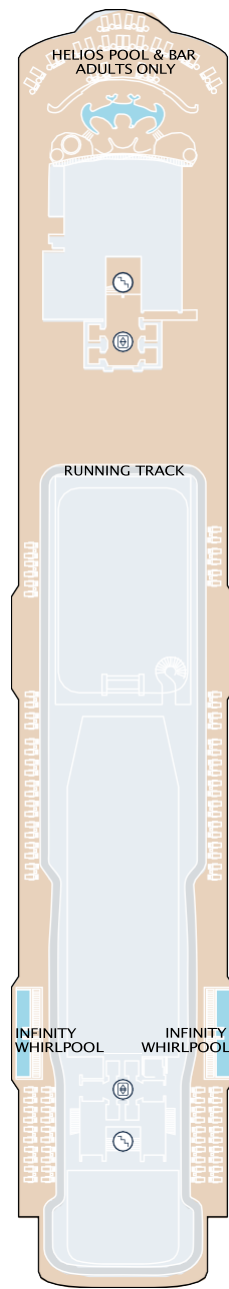
DECK 4



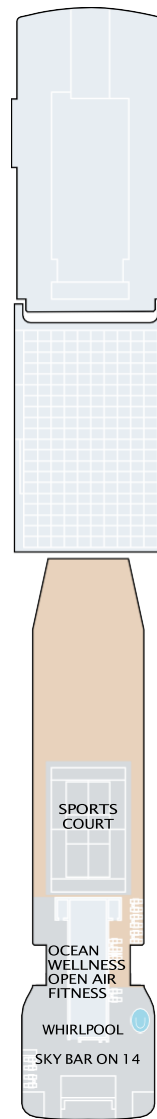
DECK 5



DECK 11



DECK 12



DECK 14

-  STAIRCASE
-  LIFT

# RESTAURANTS

	INCLUSIVE CULINARY EXPERIENCE	INDOOR SEATING	OUTDOOR SEATING	TOTAL SEATING	SURFACE SQM (~ SQ FT)	DECK
Anthology		56	36	92	250 (2,691)	5
Sakura	Yes	22	82	104	250 (2,691)	5
Marble & Co. Grill	Yes	74	8	82	250 (2,691)	5
Med Yacht Club	Yes	190 incl. bar and lounge seating	/	190	560 (6,028)	4
Fil Rouge	Yes	198	/	198	515 (5,543)	4
Emporium Marketplace	Yes	287	80	367	1,080 (11,625)	11
Chef's Kitchen		12	/	12	65 (700)	5
In-Suite Dining	Yes					
Shore Club on 11 at The Conservatory	Yes	22	/	22	145 (1,561)	11
The Chef's Table by Explora Journeys		10	/	10	25 (269)	5

All seating capacities are approximate and might change.



SHORE CLUB ON 11 AT THE CONSERVATORY



LOBBY BAR

## BARS, LOUNGES, ENTERTAINMENT AND ENRICHMENT EXPERIENCES

	INDOOR SEATING	OUTDOOR SEATING	TOTAL	SURFACE SQM (~ SQ FT)	DECK
Lobby Bar				22 (237)	4
Journeys Lounge	192	/	192	551 (5,931)	4
The Casino	41	/	41	90 (969)	4
Crema Café	80	27	107	520 (5,597)	5
Astern Lounge	76	/	76	260 (2,799)	5
Astern Pool & Bar	/	126	126	470 (5,059)	5 Fully outdoor
The Cellar by Explora Journeys	12	/	12	66 (710)	5
Galleria d'Arte			/	/	5
MSC Foundation		/	/	/	5
Atoll Pool & Bar	/	130	130	620 (6,674)	10 Fully outdoor
Explora Lounge	129	60	189	750 (8,073)	11
Malt Whisky Bar	18	/	18	76 (818)	11
Cigar Lounge	14	10	24	72 (775)	11
The Conservatory Pool & Bar	232	/	232	1,350 (14,531)	11
Nautilus Club	29	/	29	118 (1,270)	11
Meeting Rooms	28	/	28	62 (667)	11
Helios Pool & Bar – adults only	/	84	84	/	12 Fully outdoor
Sky Bar on 14	/	47	47	200 (2,153)	14 Fully outdoor

# CURATED SHOPPING EXPERIENCES

SHOPPING EXPERIENCES	SURFACE SQM (~ SQ FT)	DECK
The Journey	178 (1,916)	4
Rolex boutique	45 (484)	4
Cartier boutique	47 (506)	4
Chopard boutique	52 (560)	4



# OCEAN WELLNESS

## THE SPA

SURFACE SQM  
(~ SQ FT)

DECK

THERMAL AREA  
Steam room  
Steam shower (in private spa suites)  
Hydrotherapy pool  
Finnish sauna  
Salt cave  
Experience shower  
Ice fall  
Heated marble loungers  
Relaxation room

726  
(7,674)

5

Outdoor relaxation area

BEAUTY FACILITIES  
Beauty Studio  
Barber Corner

## FITNESS

SURFACE SQM  
(~ SQ FT)

DECK

Fitness Centre

147  
(1,582)

5

Fitness Studio

50  
(538)

5

Open Air Fitness

71  
(764)

14

Running Track

262 meters-long  
(860)


12

Sports Court

180  
(1,938)

14

In-Suite Fitness



RUNNING TRACK



# POOLSIDE LEISURE

	DECK
Astern Pool	5
Atoll Pool	10
The Conservatory Pool with retractable glass roof	11
Helios Pool – adults only	12
Indoor whirlpools (2 in total)	11
Outdoor Whirlpools (3 in total)	12/14
Hydrotherapy pool at Ocean Wellness – The Spa	5

# OTHER SERVICES


	DECK
Medical Centre	3
Guest Services	4
Destination Experiences	4
Future Journeys Ambassadors	4
Guest Launderette	9/10

*all images are a combination of photography and artist renderings.*

*The artist representations and interior decorations, finishes, and furnishings are provided for illustrative purposes only.*

*MaRcH 2026*





Explora  
JOURNEYS

Für Explora Journeys gibt es Experten:



Atlantis Reisen GmbH

Am Stadtgraben 19

31515 Wunstorf/Hannover

Tel. 05031-95420 / Fax 05031-912013

E-Mail: [vip@atkf.de](mailto:vip@atkf.de)

Internet: [www.explora-kreuzfahrten.eu](http://www.explora-kreuzfahrten.eu)